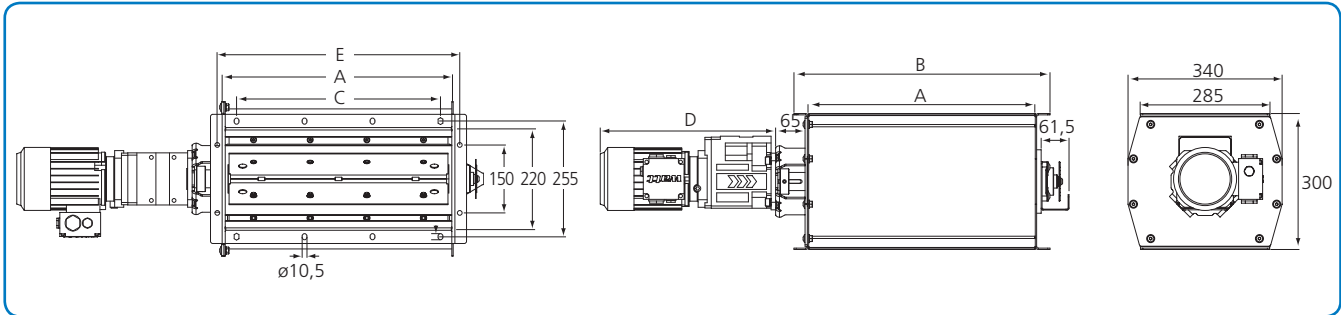


Rotary valve type JK-S/JK-EXS



Dimensional specifications are given in the table below.

Rotary valves type JK-S/JK-EXS are fitted with a 6-bladed rotor with hard-wearing rubber blades bolted to the rotor shaft plate profiles.

The rotor is separated from the rotor housing by felt ring. The shaft is suspended on bearings and connected directly to the gear motor. Type JK-200S is also fitted with a safety coupling between rotor and gear motor.

The rotor is made of 2 mm plate and can be supplied with a range of different rubber blades, e.g.:

- Neoprene rubber blades for max. temp. 80 °C and min. temp. -40 °C
- Silicone rubber blades for max. temp. 250 °C and min. temp. -60 °C

Rotation sensor

Supplied as standard ready for fitting of rotation sensor.

JK-S rotary valve is ATEX-approved for category 2D. JK-EXS is approved for category 1D safety system, see page 52 ref. EXS control system.

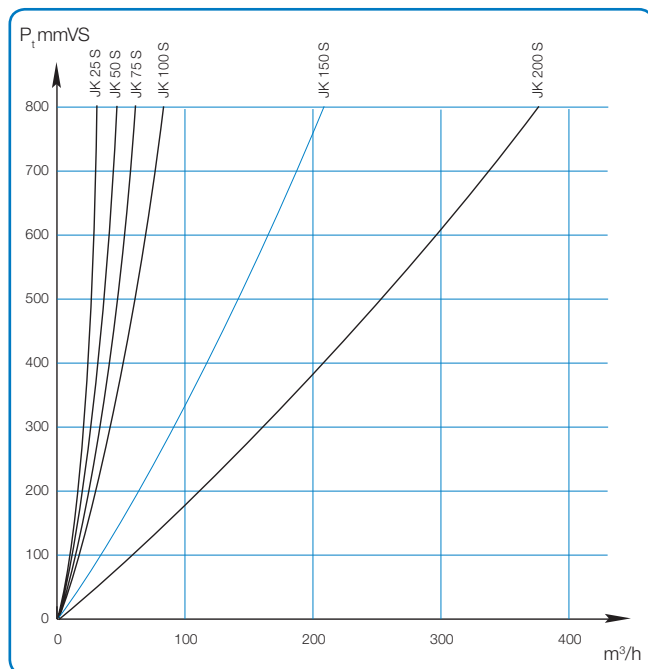
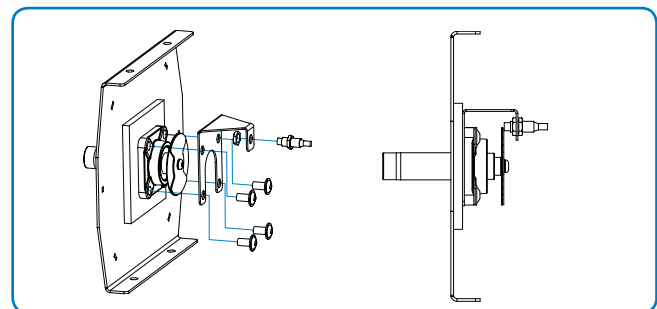


Diagram states loss through rotary valve depending on pressure conditions.



Rotation sensor

Dimensions						
Type	A mm	B mm	D mm	E mm	C mm	Weight kg
JK-25S	250	315	387	285	1 × 150	45
JK-50S	500	565	387	535	3 × 150	59
JK-75S	750	815	387	785	4 × 150	73
JK-100S	1000	1065	416	1035	6 × 150	94
JK-150S	1500	1565	416	1535	9 × 150	122
JK-200S	2000	2065	416	2035	13 × 150	165
JK-25EXS	250	315	387	285	1 × 150	47
JK-50EXS	500	565	387	535	3 × 150	60
JK-75EXS	750	815	387	785	4 × 150	73
JK-100EXS	1000	1065	416	1035	6 × 150	92

Rotor diameter = ø300 mm

Dimensions				
Type	Motor output kW	Ampere consumption at 400 V	min ⁻¹	Capacity 50% full m³/h
JK-25S/EXS	0,37	1,14	20	10
JK-50S/EXS	0,37	1,14	20	20
JK-75S/EXS	0,37	1,14	20	32
JK-100S/EXS	0,55	1,55	20	42
JK-150S	0,55	1,55	20	63
JK-200S	0,55	1,55	20	83